

Teachers' planning

2016~2017

KET

**TEEN
TITANS
GO!**

CAMBRIDGE ESOL EXAMS

TEACHERS' PLANNING: KET 2016-2017

CONTENTS

01. Introduction	03
02. Worksheets instructions	03
03. Worksheet 01. Find out about me	12
04. Worksheet 02. What do you know about the KET exam?	13
05. Worksheet 03. Outline of the Cambridge KET exam	14
06. Worksheet 04. Spot the difference!	15
07. Worksheet 05. Reading and writing mock	16
08. Worksheet 06. Listening mock	35
09. Worksheet 07. Interview me	47
10. Worksheet 08. Speaking mock	48

I. INTRODUCTION

The main aim of this guide is to help us all through the first few weeks before we get the course books, which as you know should be at the beginning of November. It's also to ensure that all the groups are working on more or less the same things. Students have joined these groups in order to prepare the KET (A2) exam so we want to make sure our students feel that they are focusing on things related to the KET exam from the very first day. In the first few weeks we aim to give them an overview of the main parts of the exam and start doing activities relevant to these parts. It's also important to set them homework as soon as possible so they realise they have to commit themselves to working a lot on their own as well as in class. Encourage them to read widely, listen to the radio and watch TV / films in English as often as possible.

In this guide you will find a series of worksheets and activities to do with your students. If you use any supplementary material of your own which would be useful to other groups, please make it available to all the teachers.

Don't forget that during the first month we often have new students joining the group at different stages. During this time we as teachers have to try and assess our students' level. If anyone has a considerably lower level than their classmates, we may want to suggest they join a standard course where they would get more practice of the "basics".

II . WORKSHEET INSTRUCTIONS

*Don't forget that on the CL website, Teachers' corner: Cambridge ESOL Exams you have a copy of all the Teachers' handbooks.

LESSON 1

▪ WORKSHEET 1: FIND OUT ABOUT ME

This is a get to know you exercise in which students will have to ask for and give personal information. Students will need to work in pairs. Give a copy of the worksheet to your students. They will also need a piece of paper. They have to ask each other questions and write down the answers or say them aloud. Monitor to help them with any difficult vocabulary. When they finish, ask some of them about their partner.

Games:

Spelling Bee

A Spelling Bee is a classic spelling game which will help your students spell and review words. Divide your class into two teams and have each team stand along an opposite wall of the classroom. Give one word at a time to each student, alternating teams. If the student spells the word correctly, she goes to the end of the line until her turn comes up again. If she spells the word incorrectly, she sits down. The last team standing wins. This game is a great way to review vocabulary or spelling words for KET.

LESSON 2

▪ WORKSHEET 2: WHAT DO YOU KNOW ABOUT THE KET EXAM?

Photocopy the True / False worksheet and cut up into cards. With a large class, divide up into groups of 3 or 4 and give a set of cards to each group. With a smaller class, do the activity all

together. Students take it in turns to pick a card, read it out and decide together if it's true or false and why / why not. Feedback with answers, expanding where necessary (eg explaining the different parts of the exam). Hand out **worksheet 3** Outline of the exam as a reference for students to keep. Then, play spot the difference.

ANSWERS:

1. TRUE.	2. FALSE. Level A2
3. FALSE. 3 papers: 1) Reading & Writing, 2) Listening, 3) Speaking	4. FALSE. PASS (120-132) PASS WITH MERIT (133-139) PASS WITH DISTINCTION (140-150)
5. FALSE. 90 euros this year 2015-2016	6. TRUE
7. FALSE: 1 hour 10 mins	8. TRUE.
9. TRUE. R&W 50% Listening 25%, Speaking 25%	10. FALSE. The average of all three parts must be more than 70%/120
11. TRUE	12. FALSE. R&W and Listening in one place, the Speaking in a different place (usually IML school, Puerta Real)
13. TRUE.	14. TRUE. In the R&W test you do not have extra time. In the Listening you have 8 minutes at the end to do this.
15. TRUE.	16. FALSE. 8-10 minutes.
17. FALSE. Adults can take KET for schools exam if they want to!	18. FALSE. 5-6 weeks after taking the paper-based exam, 2 or 3 weeks after taking the computer-based exam.

▪ **WORKSHEET 3: OUTLINE OF CAMBRIDGE KET EXAM**

Outline of the exam

▪ **WORKSHEET 4: SPOT THE DIFFERENCE**

A pairwork information gap activity. In pairs, Students have to find 10 differences between two similar pictures of a traffic scene by describing their pictures to each other. It's a good way to practise present continuous. Give them enough time to complete the activity and then, each pair can tell you a difference. Correct their grammar and pronunciation.

Answers:

1. In Picture A 4 people are playing tennis. In Picture B they're playing volleyball.
2. In Picture A a police woman is smoking. In Picture B she's eating a sandwich.
3. In Picture A a man is jogging. In Picture B it's a woman.
4. In Picture A a man is reading a newspaper. In Picture B it's a book.
5. In Picture A the couple next to him are shouting/fighting. In Picture B they are kissing.
6. In Picture A a girl is eating ice-cream. In B she is drinking.
7. In Picture A a man is taking a photo of his girlfriend. In Picture B she's taking a photo of him.
8. In Picture A a boy is playing with a ball. In Picture B he's crying because it's in the river.
9. In Picture A a woman is riding a horse. In Picture B it's a bike.
10. In Picture A a woman is playing the guitar. In Picture B it's a sax..

LESSON 3

▪ **WORKSHEET 5: READING AND WRITING MOCK (parts 1-6)+ANSWERS**

This is a real reading and writing KET test. Explain to your students how to do the different parts, so that they know what is expected of them. You could read through the explanatory notes (TIPS) together before the SS do the parts. Get to part 5 or 6 and ask your students which difficulties they had.

LESSON 4

▪ **WORKSHEET 5: READING AND WRITING MOCK (parts 7-9) +ANSWERS**

Explain your students how to do the last parts of the exam. Remind them they have to start and finish their e-mail or note properly and they have to answer all the questions in the activity. Spend some time reading through the tips together and answer the questions to help the students prepare.

Game: names and numbers dictation

Lesson 5 is going to be a listening mock, so it would be a good idea to practise some spelling after the reading and writing mock, so they are ready for the next part. Spell the following numbers and names and ask them to write them on a piece of paper. Correct their writing and explain confusing words (18/80; 0 in telephone numbers; J/G; pounds/euro/dollar/pence)

- **Telephone numbers:**
6997310

0480-940-3336

259770

01452 663014

08-0369-1229

- **Names**

Mr George Jeffrey

Sir Athie Houghey

Miss Weider

Haamer

Mrs Haney

- **Money:**

97 pence

£14.50

£367

€250

\$200.50

£3.75

- **Numbers:**

18

64

80

296

12

453

20

927

- **E-mail addresses:**

info@clgranada.com

science@themuseum.com

- **Dates and times:**

2.15pm Thursday 25 June

2.05am Saturday 19 August

4.40pm 12th January

5.50pm 1/5/03

12 noon Wednesday 27 April

Extra: ask SS to tell each other their date of birth, their phone number and e-mail address.

If you have any extra time, play hangman.

LESSON 5

▪ WORKSHEET 6: LISTENING MOCK+ANSWERS

This is a real Listening KET test. Explain to your students how to do the different parts, so that they know what is expected of them. Spend some time going through the tips. You can find the listening on our webpage (Teacher's corner, Planning October, KET extra, Test 1)

If you have extra time after the listening, you can play some games. The next lesson is a speaking mock, so practising asking and answering questions is a good idea to start revising.

Question Toss – You will need a ball. Teach children to answer a question while staying active with question toss. Ask a question, then throw the ball to a student. The student answers the question, then asks a related follow-up question. The student throws the ball to another student. The second student follows the same directions as the first student by answering the question and asking a related question. This continues until someone is unable to think of an answer, a question, or an on-topic response to a question.

One-on-One Show and Tell – Ask students to draw a picture representing an activity or hobby they enjoy. Put students in pairs. Before the activity starts, tell your pupils to ask their friends questions about their activity and to remain on topic until it is their turn to answer questions about their activity. Have one child show their item or picture and the other child ask questions about the favourite activity. After a few minutes have the children switch roles.

LESSON 6

▪ WORKSHEET 7: INTERVIEW ME

As a warm-up activity, you can start playing "Interview me". First, students work alone and complete questions using various question words. Students then pair off and ask their questions. Student A asks all their questions to student B. Then they swap roles. Students also ask follow-up questions. When the activity is over, each student tells an interesting fact about their partner to the class. Encourage students to ask follow-up questions. This will help the interview become a series of mini-conversations.

Answers for both A and B.

1. When
2. How often
3. Where
4. What kind
5. How many
6. What
7. What time
8. Who
9. Why
10. What
11. Which
12. How much

▪ WORKSHEET 8: SPEAKING MOCK

This is a real Speaking KET test. Explain your students the different parts, so that they know what is expected of them. Follow the instructions that you will find with the pictures you have to use for the speaking. Take notes of any relevant mistakes so as to tell them to your pupils later.

LESSON 7

Hand your students out their results and go through the exam with them, pointing out some tips and some typical mistakes.

If you have extra time, you can play a game:

Sentence Betting

The basic premise of the game involves students reading sentences written in English on the board and betting fake money on whether they think it's a correct sentence or not. Split your class into teams of around 3 or 4 students and hand out an even amount of fake money to each team, you can keep track of their totals on the board without needing fake money but it makes the activity a lot more fun if they have something physical to work with. Give each team a piece of paper and write the first sentence on the board. Here are a few examples (remembering to omit the correct/incorrect part):

Correct: I want to buy a new computer.

Incorrect: Yesterday I will go to the library.

Correct: I love playing basketball after school.

Incorrect: You're photo is beautiful.

Give them around a minute to discuss the sentence in their groups before asking them to make their bets on the piece of paper you gave them. Let the students know that if they're unsure about a sentence then they should probably bet less money. Collect the pieces of paper and hand out the winnings/collect the losses equal to how much they bet. Play as many rounds as you like, get each team to count their winnings at the end and see which team finishes with the most money. You might like to keep track of this on the board as the game progresses.

LESSON 8

Activity 1:

Find an English magazine or newspaper and cut out about 40 words ensuring you have a balance of parts of speech and stick them onto a sheet of paper in no particular order, something like this:

Spain **sails** in on to
The arrested **teenagers** very their
Say radio problem was a
Dancing cows think we **money**
More **richer** enjoy free politics
Most happy coffee **English** quickly have
Parents is trust eat **green** fat
Gets **rich** by hardly crazy hat

Give out copies of the sheets to students in groups of up to four. Print this set of words.

They have seven (depending on level and complexity of task) minutes to create: one sentence with three words, one sentence with four words etc depending on level.

Sentences may be like this:

3 words - Radio is free.

4 words - Most parents are happy.

5 words - Cows enjoy politics in April.

This game encourages creative use of language and after the sentences are produced, the students could choose one and write a story or newspaper article that this sentence is a title or headline to.

Activity 2: What Am I Questions

A good way to have fun with your students is to use some brainteasers. You can use this activity as a quiz. Divide your pupils into pairs and read out the first one. The first pair to guess correctly gets one point.

- 1) What is so fragile that sound can destroy it? (Silence)
- 2) What goes up but never comes down? (your age)
- 3) What's always coming but yet never arrives? (tomorrow)

- 4) When I was born I was big but the older I get the smaller I am. What am I? (a candle)
- 5) I live where light is but die if light touches me. What am I? (a shadow)
- 6) What gets smaller when ideas grow? (a pencil)
- 7) What loses its head every morning; but gets it back every night? (a pillow)
- 8) What gets wetter as it dries? (a towel)
- 9) What starts with a P and ends with an E and has a thousand letters in it? (a post office)
- 10) I have lots of keys but I can't open anything. What am I? (a piano)
- 11) What has rivers but no water, forests but no trees, and cities but no people?
(a map)
- 12) What is bare in the winter and covered in the summer? (a tree)
- 13) You can feel it, but you can't touch it. You can hear it, but you can't see it. What is it? (the wind)
- 14) I start with an E, end with an E and I only have one letter, what am I? (an envelope)
- 15) What has four legs and a back, but can't walk? (a chair)
- 16) What has two arms and a neck but no head? (a sweater)
- 17) What can be opened but can't be closed? (an egg)
- 18) What has a face and arms but no nose, ears, mouth, eyes, or a body? (a clock)
- 19) What runs but never walks, has a mouth that never talks? (a river)
- 20) What has four teeth and a tail, but no arms and legs? (a fork)

WORKSHEET 1: FIND OUT ABOUT ME

Have you got any brothers or sisters?

Do other people in your family speak English?

Who is your best friend?

What time do you usually get up in the morning?

What do you usually have for breakfast?

How do you get to school/work every day?

Do you play any sports?

How often do you play...?

Do you have any other hobbies?

What time do you start school?

What's your favourite subject at school?

Do you have a lot of homework?

What do you like doing in the summer?

Have you been to any other countries?

Where did you go last weekend?

What sort of music do you like to listen to?

Can you play a musical instrument?

What's your favourite group or singer?

Do you like shopping?

What kind of things do you usually buy?

Who do you go shopping with?

What did you do yesterday?

What are you going to do next weekend?

How often do you go to the cinema?

Tell me something about your best friend

Tell me something about your house or flat

Tell me something about a city you like in Spain

Tell me something about your school

Tell me something about your English teacher

WORKSHEET 2: WHAT DO YOU KNOW ABOUT THE KET EXAM?

Are these facts about the exam TRUE or FALSE??

1. The letters KET mean Key English Test.	2. KET is at level A1 of the Common European Framework.
3. There are four papers in the KET exam. (What are they?)	4. There are four pass marks: A, B, C, D.
5. It costs 100 euros to do the KET exam.	6. The pass mark for KET is 120
7. You have one hour to do the Reading and Writing exam.	8. You have to write a short note to a friend.
9. The Reading and Writing part make up 50% of the total.	10. If you fail one part of the exam you automatically fail the exam.
11. You take all the parts of the exam on the same day.	12. You take all the parts of the exam in the same place.
13. You hear all parts of the listening twice.	14. You have to copy your answers onto an answer sheet.
15. You will do the speaking exam with another student.	16. The speaking test lasts 15 minutes.
17. There is a KET for Schools exam only for children.	18. You will get your results three weeks after taking the exam.

WORKSHEET 3: OUTLINE OF CAMBRIDGE KET EXAM

PAPER ONE – READING & WRITING 1 hour 10 mins

READING

- **Part 1** – matching information to texts (5 questions)
- **Part 2** – three-option multiple choice (5 questions)
- **Part 3** – three -option multiple choice (5 questions) and five-matching items (5 questions) to complete a conversation / dialogue
- **Part 4** – three - option multiple choice for a True / False comprehension (7 questions)
- **Part 5** - three -option multiple choice to complete an article (8 questions)
- **Part 6** – five words to complete after reading their definitions. (5 questions)
- **Part 7** – ten gaps to fill in a text (10 questions)
-Spelling must be correct for Parts 6 and 7.-
- **Part 8** – fill in information after reading two short texts (5 questions)

WRITING

- **Part 9** – write a short message (a note, a postcard or an email) of 25-30 words

PAPER TWO – LISTENING approximately 30 minutes

- **Part 1** –multiple choice: short dialogues with visuals (5 questions)
- **Part 2** –multiple choice: longer monologue or interview (5 questions)
- **Part 3** – multiple choice: longer monologue or interview (5 questions)
- **Part 4** – Gap fill: five gaps to fill from a longer monologue (5 questions)
- **Part 5** - Gap fill: five gaps to fill from a longer monologue (5 questions)

PAPER THREE – SPEAKING 8-10 minutes

- **Part 1** –Each candidate answers personal information questions. (5-6mins)
- **Part 2** –Candidates interact with each other. The examiner will give each candidate a card. One has information on it, the other prompt words to ask questions. One candidate will use the words on the card to ask the other candidate questions about the information they have. Then candidates will change roles. (8mins)

In Paper One **Reading and Writing**, students are expected to transfer their answers onto the answer sheet **within** the time limit of the exam.

In the **Listening** paper they will have **eight minutes at the end** to transfer the answers.

The **Reading & Writing** paper is worth **50% of the total**. Listening and Speaking parts are worth **25%** each. It is not necessary to pass each part, the average of all five parts together must be **70%** or more to pass.

WORKSHEET 4: SPOT THE DIFFERENCE!

A

Describe your picture to B. Find ten differences.

In my picture, there are two boys near the river. They're fishing.



B

Describe your picture to A. Find ten differences.

In my picture, there are two boys near the river. They're fishing.



WORKSHEET 5: READING AND WRITING MOCK

TEST 1

PAPER 1 • **Reading and Writing** (1 hour 10 minutes)

Reading • PART 1

TIP

Read the example and the notice that goes with it. Read the sentences numbered 1–5 and underline the important words.

Before you try to answer the questions in Part 1, read the example and the notice that goes with it carefully. Remember to cross out the example letter so you don't use it again by mistake!

Read sentences 1–5 and underline all the important words.

Now read the notices A–H and answer these questions.

Question 1

Which notices have telephone numbers in them?

Question 2

If you don't have cash, what else can you use to pay for something?

Question 3

Which notices have the words 'no' or 'not' in them?

Question 4

Which notices have an amount of money in them?

Question 5

What is another way of saying 'lower prices'?

Now answer questions 1–5 in Part 1.

PART 1

QUESTIONS 1-5

Which notice (A-H) says this (1-5)?

For questions 1-5, mark the correct letter A-H on your answer sheet.

Example:

0 You do not have to pay here.

Answer:

0	A	B	C	D	E	F	G	H
	<input type="checkbox"/>	<input type="checkbox"/>	<input type="checkbox"/>	<input type="checkbox"/>	<input checked="" type="checkbox"/>	<input type="checkbox"/>	<input type="checkbox"/>	<input type="checkbox"/>

1 If you need a job, try telephoning this number.

A

JANE MUIR HAIRDRESSERS
Appointments are not always needed.

B

We do not take traveller's cheques
or credit cards.

2 You should pay with cash here.

C

FOUND!

Handbag with £50 cash
See Sonia at reception

D

CLEANER WANTED

Will pay £6 per hour
Call: 333456

3 Sometimes you don't have to book here.

E

CITY COLLEGE

Free haircuts by student hairdressers
Book on 017982

4 If you find what this person is looking for, you
will get some money.

F

VISIT CRYSTAL'S

Our watches are the cheapest in town.

5 This shop has lower prices than the other shops
near to it.

G

Harry's Fruit Farm

Summer jobs for students
Cash paid for all jobs

H

LOST!

GOLD WATCH
£50 for its safe return
Phone 619342

Reading • PART 2

TIP

Read the instructions and look at the picture before you start. This will tell you the topic of the sentences.
Look at the words before and after the gap before you choose your answer.

The example and five sentences are about the same topic or they tell a short story. Before you start, look at the instructions and the picture.

Think about these questions:

- 1 What are the sentences about?
- 2 What is the picture of?

Before you choose the word that fits in the gap, look at the words before and after the gap. The word you choose from the A, B and C choice must fit with these. Think about these questions:

Question 6

Which word from the A, B, C choice fits with 'most' and 'sport'?

Question 7

Which word from the A, B, C choice fits with 'she' and 'about'?

Question 8

Which word from the A, B, C choice fits with 'Gloria' and 'on'?

Question 9

Which word from the A, B, C choice fits with 'she can' and 'some money from playing football'?

Question 10

Which word from the A, B, C choice fits with all the words before and after the gap?

Before you write your answers on the answer sheet read the sentences again with your answers filled in the gaps. Think carefully about the meaning of the sentences.



PART 2

QUESTIONS 6-10

Read the sentences about playing a sport.
Choose the best word (A, B or C) for each space.
For questions 6-10, mark A, B or C on your answer sheet.

Example:

- 0 Gloria playing sport very much.
A decides B wants C likes



Answer:

0	A	B	C
	<input type="checkbox"/>	<input type="checkbox"/>	<input checked="" type="checkbox"/>

- 6 Gloria thinks football is the most sport she plays.
A favourite B interesting C nice
- 7 When Gloria plays, she about everything else and just thinks about football.
A leaves B forgets C loses
- 8 After school, Gloria on her football boots and plays with her friends.
A runs B changes C puts
- 9 When Gloria is older, she hopes that she can some money from playing football.
A earn B bring C take
- 10 One day Gloria wants to play football for her in the World Cup.
A country B nationality C group

Reading • PART 3, Questions 11–15

TIP

Think about who is speaking, who they are speaking to, where they are and what they are doing.

Look at each of the five sentences numbered 11–15 (not the options A–C). Imagine you are the speaker.

Read these questions and answers for sentence 11:

- Who are you? (a person on the phone)
- Who are you speaking to? (the caller)
- Where are you? (at home)
- What are you doing? (answering the phone)

Answer the same questions for sentences 12–15.

Now choose the best answer, A, B or C, for questions 11–15.

PART 3


QUESTIONS 11–15

Complete the five conversations.


For questions 11–15, mark A, B or C on your answer sheet.

Example:

0



How old are you?



A Sixteen.

B Fine, thanks.

C How do you do?

Answer:

0	A	B	C
	<input checked="" type="checkbox"/>	<input type="checkbox"/>	<input type="checkbox"/>

11 Hello. This is 245-6780.

A I'll call again later.

B Thank you for your help.

C I'd like to speak to John, please.

12 I'm going to have a party on Saturday.

A Who will come?

B Where to?

C How often is it?

13 What do I do at the traffic lights?

A That's right.

B Turn left.

C You can't.

14 I'll take these grapes, please.

A Can I help you?

B They're over there.

C Would you like a bag?

15 What colour will you paint the room?

A I hope it was right.

B We can't decide.

C It wasn't very difficult.

Reading • PART 3, Questions 16–20

TIP

First read the instructions and example to get an idea of the topic.
Then read everything on the page before you answer the questions.

Read the instructions and example only and answer these questions.

- 1 Who is speaking?
- 2 What is their relationship?
- 3 What are they talking about?

- 4 Which sentence, A–H, goes in the example gap?
- 5 Who does the car belong to?

First, read the sentences on the left, then the sentences A–H, and answer these questions:

- 1 Does Frank know how to drive the car?
- 2 Has Clare had lessons or taken a test?
- 3 What is Frank going to do now?
- 4 What does Frank invite Clare to do?
- 5 Who will be in the car with Frank and Clare?

Now answer questions 16–20.

QUESTIONS 16–20

Complete the conversation between two friends.

What does Frank say to Clare?

For questions 16–20, mark the correct letter A–H on your answer sheet.

Example:

Clare: Is this car yours, Frank?

Frank: 0

Answer:

0	A	B	C	D	E	F	G	H
	<input type="checkbox"/>	<input type="checkbox"/>	<input type="checkbox"/>	<input type="checkbox"/>	<input type="checkbox"/>	<input type="checkbox"/>	<input checked="" type="checkbox"/>	<input type="checkbox"/>

Clare: Can you drive it?

Frank: 16

Clare: Oh, I'd like to learn too, then I can get a car.

Frank: 17

Clare: Lessons are expensive, and then there's insurance and petrol too. Mum says I can learn next year.

Frank: 18

Clare: I'd love to. Where are you going to go?

Frank: 19

Clare: But who's going to drive? It's dangerous if you are!

Frank: 20

Clare: Okay, but please drive slowly.

- A** That's right. There are so many things to do.
- B** Don't worry. My dad will be there.
- C** Yes. We can both go.
- D** Well, why don't you?
- E** Not far, we'll be back in ten minutes.
- F** That's good. I'm going out in our car now. Do you want to come?
- G** It's not mine. It's Dad's.
- H** I can, but I need more practice.

Reading • PART 4

TIP

Read the whole text first, before you read the questions. You do not have to understand every word in the text to answer the questions.

Read the text about the TV newsreader, Sean Murphy. This article is about the things Sean Murphy usually does in a working day. Some important words to know are the ones that tell us about time and what Sean Murphy does first and what he does next.

Look at the article again and underline all the words and phrases that tell you when and how often things happen in Sean's day.

Now look at questions 21–27.

Which questions ask about the different things that happen at different times in Sean's day?

Underline the words and phrases in those questions that ask you about when and how often things happen in Sean's day.

Now answer questions 21–27.

Remember, if you cannot find the information in the text, the answer is probably 'Doesn't say'.

PART 4

QUESTIONS 21–27

Read the article about Sean Murphy.

Are sentences 21–27 'Right' (A) or 'Wrong' (B)?

If there is not enough information to answer 'Right' (A) or 'Wrong' (B), choose 'Doesn't say' (C).

For questions 21–27, mark A, B or C on your answer sheet.

Sean Murphy

Sean Murphy reads the late news on British television at 11 o'clock each evening.

'This is a good time for a news programme because we can report the early news from America and the late news from Europe. I still arrive home before midnight because the journey from the Television Centre to my home in north London only takes six minutes. My family are all asleep when I get in, but I usually make a drink of hot milk and read a book for about an hour.

'I always get up to have breakfast with my three children before they catch the school bus. Then I take the newspapers and go back to bed for a short time. Later on, I go for a swim – newsreaders spend too much time sitting down! I sometimes go running. I've done the London Marathon twice. That's a race of over 40 kilometres. I finished each time, but I wasn't among the first!

'I start work after lunch at two o'clock, when I go to my office. The rest of the day is spent planning the programme, but I always try to go home for an hour to see my children before they go to bed.'



Example:

0 The late news begins at 11 o'clock every evening.

A Right B Wrong C Doesn't say

Answer:

0	A	B	C
	<input checked="" type="checkbox"/>	<input type="checkbox"/>	<input type="checkbox"/>

21 Sean Murphy lives in London.

A Right B Wrong C Doesn't say

22 Sean's wife gives him a hot drink when he arrives home after work.

A Right B Wrong C Doesn't say

23 Sean takes his children to school in the morning.

A Right B Wrong C Doesn't say

24 Sean likes to go swimming with his colleagues from work.

A Right B Wrong C Doesn't say

25 Sean has won the London Marathon.

A Right B Wrong C Doesn't say

26 Sean's working day begins in the afternoon.

A Right B Wrong C Doesn't say

27 Sean usually leaves the office for an hour during the evening.

A Right B Wrong C Doesn't say

Reading • PART 5

TIP

Read the whole text first. Before you try to answer the questions, try to guess the word that goes in the gap.

Read the instructions, look at the title and picture, then read the text but do not look at questions 28–35.

When you read the article about London's Tower Bridge, think about what kind of word will go in each space. Can you guess some of the words?

Part 5 tests grammar. Before you do Part 5 for this test, answer the questions and look at the tips below.

Question 0

Which verb goes before 'visited' to make the present perfect tense?

Question 28

Remember, after the verb 'can' you use the infinitive form of a verb.

Question 29

Which adverb tells you the same machine being used today was also used in the past in 1894?

Question 30

Which adverb can go before 'busier' to make it stronger?

Question 31

Which modal verb can go in this space, before 'to open'?

Question 32

Which of these prepositions fit with the words 'was' and 'the middle'?

Question 33

This word tells us that the bus was on the bridge at the same time as it started to open.

Question 34

This sentence tells us how things are now.

Question 35

A bridge has two ends but in the text 'end' is singular. Which of the three adjectives, A, B or C, is the best word for this space?

Now answer questions 28–35.

PART 5

QUESTIONS 28–35

Read the article about London's Tower Bridge.
Choose the best word (A, B or C) for each space.
For questions 28–35, mark A, B or C on your answer sheet.



London's Tower Bridge

Many tourists (0) visited Tower Bridge. It is the only bridge over the river Thames that can open and (28) ships pass under it. Tower Bridge was built in 1894 and (29) uses the same machines to lift up the two halves of the bridge. In earlier times, the river was (30) busier than now and the bridge (31) to open over a thousand times a year. Today, it only opens twice a week.

In 1952, a big red bus was (32) the middle of the bridge (33) it started to open. The driver only just got to the other side in time! Of course, now (34) are lights at (35) end and the traffic must wait for them to go green.

Example:

0 A have B did C are

Answer:

0	A	B	C
	<input checked="" type="checkbox"/>	<input type="checkbox"/>	<input type="checkbox"/>

28 A lets B let C letting

29 A ever B yet C still

30 A much B too C very

31 A should B had C was

32 A to B between C in

33 A because B when C if

34 A there B here C they

35 A every B each C all

Writing • PART 6

TIP

All the words in this part are on the same topic. Think of all the words you know about the topic.

Before you answer questions 36–40, think of all the 'holiday' words you know. Put them in this table. The words already in the table are to help you get started.

Now answer questions 36–40.

Read the first line of the instructions. It tells you the topic of all the words. In this test the words are 'holiday' words.

How many of these words did you think of and put in the table before you answered the questions?

places	clothes	transport	things to take with you	things to do on holiday
hotel pool	sun hat swimsuit	plane car	luggage ticket	swim read

PART 6

QUESTIONS 36–40

Read the descriptions of some holiday words.

What is the word for each one?

The first letter is already there. There is one space for each other letter in the word.

For questions 36–40, write the words on your answer sheet.

Example:

0 If you go on a camping holiday, you may sleep in this.

t _ _ _

Answer:

0	tent
---	------

36 This is where you lie in the sun and go swimming.

b _ _ _ _

37 You can pack all your holiday clothes in this.

s _ _ _ _ _

38 Without this you cannot go to some countries.

p _ _ _ _ _

39 This is what you use to dry yourself after you go swimming.

t _ _ _ _

40 You need to put a stamp on this to send it to a friend.

p _ _ _ _ _

Writing • PART 7

TIP

Read the text once, before you try to fill in the spaces, so that you understand what it is about. Remember to check your spellings.

Read the email.

Can you answer these questions about Heidi's email?

- 1 Where does Heidi's friend, Gabriella, come from?
- 2 What does Heidi need Gabriella to help her with?

- 3 Where did Heidi find an old map?
- 4 How many questions does Heidi ask about the island of Sicily?
- 5 How should Gabriella send her answers to Heidi?

You need to understand the main message of the text before you try to think of the words to fill each space.

Now answer questions 41–50.

PART 7

QUESTIONS 41–50

Complete the email.

Write **ONE** word for each space.

For questions 41–50, write the words on your answer sheet.

Example:

0 from

To: Gabriella

From: Heidi

Date: ?

Hi Gabriella,

You're (0) the island of Sicily, aren't you? I really need you (41) help me with my homework! I went to the library yesterday to (42) for a book because I need some information (43) Sicily. I couldn't find (44) good books there, just an old map! Can I ask you (45) few questions?

First, (46) big is the island? When did (47) become part of Italy? I (48) like to know one more thing. Farmers grow lemons there, but (49) they grow other fruit too?

Please email me your answers as (50) as possible!

Thanks,

Heidi

Writing • PART 8

TIP

Read both texts before you answer questions 51–55. Think about the topics of the texts. Look at the spaces. Is the answer a number or a word?

Look at the job advertisement first and answer these questions.

- 1 What kind of people is the job for?
- 2 Where is the job?
- 3 How much money will they get for a day's work?
- 4 Which days of the week will they need to work?
- 5 If someone wants the job, what must they do next?

Now look at the note to Joan from Karen and find the following information.

- 6 the two jobs at the Forest Café
- 7 the pay per hour for each job
- 8 the number of hours for each job
- 9 the day of the week for each job
- 10 what Joan should do on Monday
- 11 the job Karen thinks Joan will prefer

Now do questions 51–55 and complete Joan's notes about the job.



PART 8

QUESTIONS 51–55

Read the job advertisement and the note.

Fill in the information in Joan's notes.

For questions 51–55, write the information on your answer sheet.

STUDENTS WANTED

for weekend work
up to £24 per day

Forest Café, telephone: **357550**

Joan - I've seen a job for you. The Forest Café needs a waitress. It's six hours' work on Saturday evening, starting at 7 pm. They pay £4 an hour. They need a cleaner too, for 3 hours on Sunday. But it's only £3.50 per hour and you won't like the work. Phone the manager on Monday at the café - or phone me on 354120 for more information.

Karen

Joan's Notes

Work at: Forest Café

Job:

51

Day:

52

Number of hours:

53

Manager's phone no:

54

Money per hour:

55



Writing • PART 9

TIP

Make sure you know who you must write to and why. Make some notes before you write your answer.

Read the notice and answer these questions.

- 1 Who is the notice from?
- 2 Who is the notice to?
- 3 What is the notice about?
- 4 How many questions are there in the notice?
(Count the number of question marks.)

Remember you have to answer all the questions.

Now read Pedro's note below and answer the questions about it.

Hí Nick

I'd like to help with the concert. I like jazz and if you need hand, I can play the piano. I have a time this afternoon. Can I meet you at 1.30 at school hall?

Bye

Pedro

- 5 Does Pedro write his note to the right person?
- 6 Does Pedro answer all the questions? Underline his answers.
- 7 What does Pedro write to show his note is finished?
- 8 Can you see any grammar mistakes in Pedro's note? What are they?
- 9 You can get 5 marks for this part of the test.
How many marks do you think Pedro got for this note?

Now read this note and answer the questions below.

Helo Students

What music I like is disco. What can I do to help with concert? When you free to come to meeting about concert?

- 10 Is the note written to the right person?
- 11 Are all the questions answered?
- 12 Is it clear who this note was written by?
- 13 Do you think this note got the full 5 marks?

Now write your note to Nick.

PART 9

QUESTION 56

You have seen this notice in your school.

ALL STUDENTS:

We are going to do a concert at school.

What music do you like?

What can you do to help with the concert?

*When are you free to come to
a meeting about the concert?*

Nick (Class 5)

You want to help with the concert.

Write a note to Nick and answer the questions.

Write 25–35 words.

Write the note on your answer sheet.

KEY

TEST 1

PAPER 1 • Reading and Writing

Reading

Part 1 – Extra material

Possible answers for important words are:

- Question 0: not / pay
Question 1: job / telephoning / number
Question 2: pay / cash
Question 3: sometimes / don't / book
Question 4: find / looking for / get / money
Question 5: shop / lower prices

- 1 notices D, E and H have telephone numbers
2 cheque / credit card
3 A and B
4 C (£50), D (£6), H (£50)
5 cheap / less expensive

Part 1 – Exam material

- 1 D 2 B 3 A 4 H 5 F

Part 2 – Extra material

- 1 playing sport
2 a girl playing football

Part 2 – Exam material

- 6 B 7 B 8 C 9 A 10 A

Part 3, Questions 11–15 – Extra material

	Who are you?	Who are you speaking to?	Where are you?	What are you doing?
11	a person on the phone	the caller	at home	answering the phone
12	a person having a conversation	a friend	–	telling someone about a party
13	car driver	the passenger	travelling in a car	driving and looking for the way

14	customer in shop	a shop assistant	in a shop	explaining what you want to buy
15	a person having a conversation	a friend / family member	at home	asking what colour the room will be

Part 3, Questions 11–15 – Exam material

- 11 C 12 A 13 B 14 C 15 B

Part 3, Questions 16–20 – Extra material

- 1 Clare and Frank
2 they are friends
3 a car
4 G
5 Frank's dad
1 Yes, but he needs to practise.
2 No, but she will learn next year.
3 He's going to go for a drive in the car.
4 He asks Clare to go with him.
5 Frank's dad will go with them.

Part 3, Questions 16–20 – Exam material

- 16 H 17 D 18 F 19 E 20 B

Part 4 – Extra material

Words to underline: 1st sentence: late, 11 o'clock, each evening
2nd sentence (2nd paragraph): time, early, late
3rd sentence: before midnight, takes six minutes
4th sentence: usually, for about an hour
5th sentence (3rd paragraph): always, before
6th sentence: then, short time
7th sentence: later on, too much time
8th sentence: sometimes
12th sentence (last paragraph): after lunch, two o'clock

last sentence: rest of the day, always, for an hour, before

These questions ask about the different things that happen at different times in Sean's day:

Question 22: when he arrives home after work

Question 23: in the morning

Question 26: begins in the afternoon

Question 27: usually / for an hour during the evening

Part 4 – Exam material

21 A 22 B 23 B 24 C 25 B
26 A 27 A

Part 5 – Exam material

28 B 29 C 30 A 31 B 32 C
33 B 34 A 35 B

Writing

Part 6 – Extra material

Possible answers:

places	clothes	transport	things to take with you	things to do on holiday
hotel	sun hat	plane	luggage	swim
pool	swimsuit	car	ticket	read
restaurant	dress	boat	suitcase	walk
airport	shorts	train	passport	shop
city	sunglasses	coach	driving licence	rest
guest house			travel insurance	tour
camping site			camera	visit
tourist information centre			money	play sports
			credit card	
			towel	
			tent	

Part 6 – Exam material

For questions 36–40, spelling must be correct.

36 beach 37 suitcase 38 passport
39 towel 40 postcard

Part 7 – Extra material

- the island of Sicily
- her homework
- in the library
- three
- by email / quickly

Part 7 – Exam material

For questions 41–50, ignore capitals / absence of capitals. Spelling must be correct.

41 to 42 look/search/ask 43 on/about
44 any 45 a/these 46 how
47 it/Sicily/you 48 would/should
49 do/can 50 soon/fast/quickly

Part 8 – Extra material

- students
- at the Forest Café
- up to £24
- the weekend / Saturday and Sunday
- telephone 357550
- a waitress and a cleaner
- waitress – £4 per hour / cleaner – £3.50 per hour
- waitress – 6 hours / cleaner – 3 hours
- waitress – Saturday evening / cleaner – Sunday
- call the café manager
- waitress

Part 8 – Exam material

For questions 51–55, spelling must be correct.

51 waitress 52 Saturday 53 6/six
54 357550 55 (£)4(.00)/four (pounds)

Part 9 – Extra material

- Nick, in Class 5
- all students in the school
- a school concert
- three questions
- Yes, he writes to Nick.
- Yes, he answers all three questions: I like jazz. I can play the piano, this afternoon ... at 1.30.

- 7 'Bye / Pedro'
- 8 There are two grammar mistakes, an extra 'a' before 'time' and a missing 'the' before 'school hall'.
- 9 Pedro got the full 5 marks for this note. The message is clear and he answers all the questions well.
- 10 No, it should be to Nick, not 'Students'.
- 11 No, only the first question, about the music they like, is answered. For the other two points this candidate has written questions – this is the wrong thing to do.
- 12 No, it is not clear because there is no name at the end of the note.
- 13 No, this note only got one mark because only one question was answered.

Part 9 – Exam material

The three pieces of information that must be communicated are:

- i What music do you like?
- ii What can you do to help with the concert?
- iii When are you free to come to a meeting about the concert?

Sample Answer A

Mark: 5

*Hi Nick,
I'd like to help with the concert. I like jazz
and if you need hand, I can to play the
piano. I have a time this afternoon. can I
meet you at 1.30 at school hall?
Bye*

All three parts clearly communicated.

Sample Answer B

Mark: 4

*Dear Nick,
I like pop music and rock music. I can try
singer for the concert and I can see you to
organise the concert on Wednesdays because
I have not homework.
Giuseppe*

Three parts clearly communicated with some errors.

Sample Answer C

Mark: 3

*Dear Nick,
I like rock music because I have many CDs of
Elvis Presely I can tell to you must buy CDs of
rock and pop (only if you like) . I have free
time at 7am to 9pm. I have a ffrind who
lknows about music. His name is Peter to
call him 676540
Bye Bye
Ramon*

All three parts attempted although the offer of help requires some interpretation.

Sample Answer D

Mark: 2

*Hello Nick!!
I like disco music very much At home
I listen to it very much. My favourite is
Anastasia. If you like I can help with
everything. I'd like see on concert a my
favourite. See you later!!
Luisa*

Two parts communicated, some errors.

Sample Answer E

Mark: 1

*Hello. My name is Alejandro. In the concert
the music prefere is the pop. In the concets
the people laik a drink. In the intermsdy I
prefere one actaciou. Bye*

Only one part of the task communicated.

WORKSHEET 6: LISTENING MOCK

PAPER 2 • Listening

(approximately 30 minutes including 8 minutes' transfer time)

Listening • PART 1

TIP

Look at each of the questions and pictures and think about what words you need to listen for.

There are five questions in Part 1. You will see that, here, each question has three pictures after it, pictures A, B and C.

Before you listen to the recording, look at each question and the pictures and fill in this table.

Question 1 has been filled in for you.

Question 1

Which words do you think you may hear?

weather, cloud/cloudy, rain/raining/rained, storm, sunny/sunshine/sun, warm, hot, wet, cold, sky

Question 2

Which words do you think you may hear?

Question 3

Which words do you think you may hear?

Question 4

Which words do you think you may hear?

Question 5

Which words do you think you may hear?

Now listen to the recording and answer questions 1–5.

Did you hear any of the words you put into the table?

Did you hear any words you did not put in your table?

Listen again and add the words you hear to the table.

PART 1

QUESTIONS 1–5

You will hear five short conversations.

You will hear each conversation twice.

There is one question for each conversation.

For questions 1–5, put a tick (✓) under the right answer.

Example:

0 How many people were at the meeting?

3

A

☐

13

B


☐

30

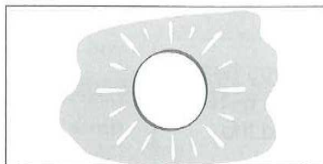
C

☒


1 What was the weather like when the holiday began?



A ☐

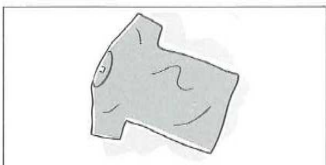


B ☐



C ☐

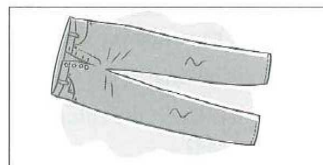
2 What did Peter buy today?



A ☐

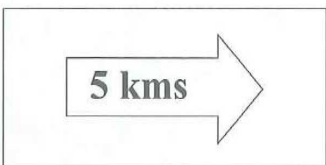


B ☐

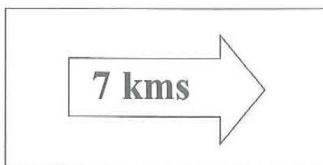


C ☐

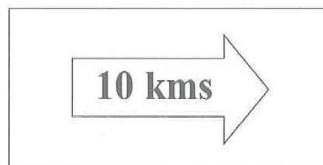
3 How far is it to the beach?



A ☐




B ☐



C ☐

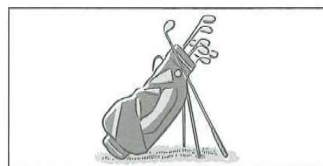
4 What will Tim and his dad play today?



A ☐




B ☐

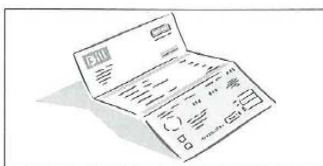


C ☐


5 What does the woman want?



A ☐



B ☐



C ☐

Listening • PART 2

TIP

The information in the conversation you hear will be in the same order as questions 6–10. Before you listen, make sure you read the questions and answers carefully.

To help you find your way through the listening, you will have to listen for the times.


Listen to the recording and write down all the times you hear. Pay attention to which time is mentioned first, second, etc.

Now look at the list of 'things to do' on the right then listen to the recording again and answer questions 6–10.

Look at the instructions, read them as you listen to them on the recording. Then stop the recording.

Read these questions before you listen to the recording, then answer them.

- 1 Who is talking?
- 2 Who has to do the things on the right of the page, A–H?
- 3 What will happen at 11 o'clock?



PART 2

QUESTIONS 6-10

Listen to a woman talking to her son, Chris, about the things he has to do.
What will he do at each time?

For questions 6-10, write a letter A-H next to each time.
You will hear the conversation twice.

Example:

0 11.00

Times

6 12.00

7 12.30

8 1.00

9 1.30

10 2.00

Things to do

A buy stamps

B drive to pool

C go to library

D have lunch

E phone grandparents

F visit friends

G wash car

H watch TV

Listening • PART 3

TIP

Read the instructions and questions before you listen. They can tell you a lot about what you will hear.

Look at the instructions, example and the five questions, 11–15.

In the test you will have 20 seconds to do this, so try to do it that fast now. Underline any important words.

Now answer these questions.

- 1 Who is talking about a birthday party?
- 2 How many people will be at the party?
- 3 What kind of food do they talk about?
- 4 Is it Amanda's birthday?
- 5 Will the party be in the afternoon?

When you hear the recording, you will be listening for certain information.

The points below will help you.

Question 11

You will hear all three words, 'coffee', 'lemon' and 'apple', but only one of them will be about the ice cream. The other two will be about other types of food.

Question 12

All three of these can be used to play music at the party, but only one of them is broken. Can you think of another way to say 'broken'?

Question 13

You may hear all three names, so listen carefully. Remember, the correct answers will all come from the woman, Amanda, not the man.

Question 14

You will hear all three words, 'camera', 'video' and 'football', but only one will be the present Amanda bought. Listen for negatives; words like 'didn't', 'couldn't', 'won't', etc. They might tell you what she didn't buy.

Question 15

You will hear all three times but other things will be happening at those times. Listen for another way of saying 'arrive'.

Now listen to the recording and answer questions 11–15.

PART 3

QUESTIONS 11–15

Listen to Amanda talking to a friend about a birthday party.
For questions 11–15, tick (✓) A, B or C.
You will hear the conversation twice.

Example:

- | | | | |
|---|--|------|-------------------------------------|
| 0 | How many people can come to the party? | A 8 | <input type="checkbox"/> |
| | | B 11 | <input checked="" type="checkbox"/> |
| | | C 18 | <input type="checkbox"/> |

- | | | | |
|----|--|----------|--------------------------|
| 11 | Which ice cream will they have at the party? | A coffee | <input type="checkbox"/> |
| | | B lemon | <input type="checkbox"/> |
| | | C apple | <input type="checkbox"/> |

- | | | | |
|----|-----------------|-------------------------|--------------------------|
| 12 | What is broken? | A the CD player | <input type="checkbox"/> |
| | | B the cassette recorder | <input type="checkbox"/> |
| | | C the guitar | <input type="checkbox"/> |

- | | | | |
|----|-----------------------|---------------------|--------------------------|
| 13 | Whose birthday is it? | A Emma's | <input type="checkbox"/> |
| | | B Joan's | <input type="checkbox"/> |
| | | C Amanda's sister's | <input type="checkbox"/> |

- | | | | |
|----|---------------------------------|--------------|--------------------------|
| 14 | What present has Amanda bought? | A a camera | <input type="checkbox"/> |
| | | B a video | <input type="checkbox"/> |
| | | C a football | <input type="checkbox"/> |

- | | | | |
|----|--|-------------|--------------------------|
| 15 | What time should people arrive at the party? | A 8 p.m. | <input type="checkbox"/> |
| | | B 8.30 p.m. | <input type="checkbox"/> |
| | | C 9.30 p.m. | <input type="checkbox"/> |

Listening • PART 4

TIP

Read the instructions and the notes before you listen, so that you know what kind of words you have to write.

In this part of the test you have to write down information on a form or in some notes.

Look at the instructions and notes and decide what kind of information you will need to listen for. Match the questions with the kind of information you will need to write. There are two kinds of information that you do **not** need. The first one has been done for you.

- | | |
|-------------|--------------------------|
| Question 16 | a day of the week |
| Question 17 | time |
| Question 18 | something you wear |
| Question 19 | price or amount of money |
| Question 20 | a spelling of a name |
| | a word |
| | a number |

When you hear the recording, you will not always hear the prompt words that are already on the notes.

For example, for question 16 the woman has written 'to sell' on the notes but you may not hear 'the job is to sell ...' in the recording. The man will say it in a different way.

For example: The job is selling ...
You will be selling ...
The job is in the ... department
You will work in the ... department, selling ...

Can you think of different ways of saying these sentences?

- 1 You begin work at ... a.m.
- 2 You will work on these days: Tuesday to ...
- 3 Your pay will be £ ... per hour.
- 4 You write to Mrs ...

Now listen to the recording and answer questions 16–20.

PART 4

QUESTIONS 16–20

You will hear a woman asking for some information about a job.
Listen and complete questions 16–20.
You will hear the conversation twice.

JOB	
At:	Jones Department Store
To sell:	16
Begin work at:	17 a.m.
Days:	18 Tuesday to
Pay:	19 £ per hour
Write to:	20 Mrs

Listening • PART 5

TIP

Remember, write your answers on the question paper first. You will have time to write your answers on the answer sheet at the end of the test.

Some students worry about listening and writing at the same time.

If you quickly write the answers onto the question paper first, you will have enough time to copy them onto the answer sheet later. Remember to check your spellings.

Before you listen, look at the instructions and notes about a town called Langley.

Match the questions with the kind of information you need to answer the questions. The first one has been done for you. There are two kinds of information that you do not need.

- | | |
|-------------|----------------------------|
| Question 21 | a telephone number |
| Question 22 | the price of something |
| Question 23 | a name |
| Question 24 | a time |
| Question 25 | something in the Town Hall |
| | a date |
| | a place |

Now listen to the recording and write the answers to questions 21–25 in the boxes on the question paper.

Did you have enough time to write and listen?

If you have problems and miss one answer, don't worry. Start to listen for the next answer. You can try to answer the question you missed when you listen for the second time.

PART 5

QUESTIONS 21–25

You will hear some tourist information about a town called Langley.

Listen and complete questions 21–25.

You will hear the information twice.

Langley	
Tourists stop here for:	3 hours
Town Hall	
See the:	21 <input type="text"/>
Cost of ticket:	22 pence
Langley Park	
Café is near:	23 <input type="text"/>
Tour of town	
Meet guide in:	24 street
Leave Langley at:	25 p.m.

You now have 8 minutes to write your answers on the answer sheet.

PAPER 2 • Listening

Part 1 – Extra material

Possible answers (words in bold are in the recording):
Which words do you think you may hear?

Question 1
weather, cloud/cloudy, rain/raining/ rained , storm, sunny /sunshine/ sun , warm, hot, wet, cold, sky
Question 2
shop/shopping, clothes, hat, T-shirt, jeans, trousers, spend , buy/ bought , pay, cheap, expensive, market
Question 3
5, 7 and 10 kilometres, distance, long way, how far / not far, near, close, can walk, by car, beach, sea, drive, straight on
Question 4
sport, play , tennis, ball, football, golf, club, game
Question 5
restaurant, café, cup of coffee, the bill, to pay, a menu, food, lunch, dinner, snack, pizza , tomato soup

Part 1 – Exam material

1 A 2 C 3 B 4 C 5 B

Part 2 – Extra material

- 1 a woman and her son, Chris
- 2 Chris
- 3 Chris will phone his grandparents.

Times in the recording:

- 1 eleven o'clock
- 2 twelve
- 3 one o'clock
- 4 twelve thirty
- 5 one o'clock
- 6 half past one
- 7 two o'clock

Part 2 – Exam material

6 B 7 A 8 G 9 D 10 H

Part 3 – Extra material

- 1 Amanda and a friend
- 2 11
- 3 ice cream
- 4 no
- 5 no, in the evening

Part 3 – Exam material

11 C 12 A 13 A 14 B 15 B

Part 4 – Extra material

Question 16: a word – something sold in a department store

Question 17: a time (morning)

Question 18: a day of the week

Question 19: an amount of money in pounds

Question 20: a spelling of a name

Possible answers:

- 1 'You'll start every morning at ... a.m.' / 'Work starts at ... a.m.' / 'Work begins early at ...' / 'You must start work at ... a.m.'
- 2 'You'll work from Tuesday to ...' / 'The job is from Tuesday to ...'
- 3 'Pay per hour is £ ...' / 'You'll be paid £ ... hourly'
- 4 'Send a letter to Mrs ...' / 'Write a letter to Mrs ...'

Part 4 – Exam material

For questions 16–20, ignore capitals / absence of capitals. Spelling must be correct.

- 16 (women's) coat(s) 17 (0)8.40 / eight forty (a.m./am) (– / to 3.30 / three thirty (p.m/pm)) / twenty to nine / 20 to 9 18 Friday/Fridays
19 (£) 5.27 / five (pounds) (and) twenty(-)seven (p/pence) 20 (Mrs) Grable

Part 5 – Extra material

Question 21: something in the Town Hall

Question 22: the price of something

Question 23: a place

Question 24: a name

Question 25: a time

Part 5 – Exam material

For questions 21–25, ignore capitals / absence of capitals. Spelling must be correct.

21 (the) pictures 22 (£0.) 70 p/pence / seventy p/pence 23 (the)(a) lake / water
24 Fawcett (Street) 25 4.15 / 16.15 / (a) quarter past four / four fifteen (p.m./pm) / sixteen fifteen

Recording script

This is the Cambridge Key English Test. Test One.

There are five parts to the test: parts One, Two, Three, Four and Five.

We will now stop for a moment before we start the test. Please ask any questions now because you must not speak during the test.

PART 1

Now, look at the instructions for Part One.

You will hear five short conversations. You will hear each conversation twice. There is one question for each conversation. For questions 1 to 5, put a tick under the right answer.

Here is an example:

How many people were at the meeting?

Woman: Were there many people at the meeting?

Man: About thirty.

Woman: That's not many.

Man: No, but more than last time.

The answer is 30, so there is a tick in box C.

Now we are ready to start. Look at question one.

Question 1

One. What was the weather like when the holiday began?

Man: Did you have a good holiday?

Woman: Oh, it was OK. It rained for the first three days.

Man: But you're really brown. Wasn't it sunny?

Woman: Yes, we had sun for a few days but then the last two days it was cloudy.

Now listen again.

Question 2

Two. What did Peter buy today?

Woman: Hi, Peter, I like that T-shirt. Where did you get it?

Peter: I got it free at the music shop. They give you a T-shirt or hat when you spend more than twenty pounds.

Woman: It looks good with those jeans.

Peter: Thanks, I bought them in the market this morning.

Now listen again.

Question 3

Three. How far is it to the beach?

Woman: How far is it to the beach, please?

Man: About five minutes in the car. Do you know the way?

Woman: No. They said it was ten kilometres from this campsite.

Man: Oh. It's nearer than that, it's only seven. Just over the hill. Drive straight on!

Now listen again.

Question 4

Four. What will Tim and his dad play today?

Woman: Are you and Dad going to play football this afternoon, Tim?

Tim: I don't like football in the summer. Dad's going to take me to the golf club.

Woman: They don't usually let people your age play there. Why don't you have a game of tennis together?

Tim: It's too hot. Anyway, they won't ask my age at Dad's club.

Now listen again.

Question 5

Five. What does the woman want?

Woman: I'd like to pay now, please.

Man: I'm sorry but I don't know what you've eaten.

Woman: I had tomato soup then a pizza and a coffee.

Man: That's five pounds then.

Now listen again.

This is the end of Part One.

Now look at Part Two.

PART 2

Listen to a woman talking to her son, Chris, about the things he has to do.

What will he do at each time?

For questions 6 to 10, write a letter A to H next to each time.

You will hear the conversation twice.

Woman: Chris, remember at eleven o'clock this morning you have to call your grandparents.

Chris: Yes, Mum.

Woman: At twelve, can you do something for me? Can you take Fiona to the pool in my car? She's meeting a friend there.

Chris: OK. I wanted to watch some TV but it can wait.

Woman: Can you get some stamps too? The post office closes at one o'clock, but you'll be there at twelve thirty if you go straight from the pool.

Chris: OK. Anything else?

Woman: There are some library books to return, but I'll do that on Monday. Can you wash the car? If you do that at the garage at one o'clock, you'll be back here at lunchtime.

Chris: Allright. So I'll see you at half past one and we'll eat then.

Woman: Yes, don't be late.

Chris: I won't be, because at two o'clock there's a football match – it's a really important game – I can see it on television. After that, can I use the car to visit some friends?

Woman: Yes, OK.

Now listen again.

This is the end of Part Two.

Now look at Part Three.

PART 3

Listen to Amanda talking to a friend about a birthday party.

For questions 11 to 15, tick A, B or C. You will hear the conversation twice.

Look at questions 11 to 15 now. You have twenty seconds.

Now listen to the conversation.

Friend: How many people are coming to the party, Amanda?

Amanda: Well, I invited eighteen but only eleven are coming now.

Friend: What are you going to cook?

Amanda: We're having fish with lemon sauce then ice cream made with apples from the garden, and coffee afterwards.

Friend: Sounds interesting. Have you got some good music?

Amanda: My CD player isn't working – but my cassette recorder is fine if I can find some cassettes. Joan's going to bring her guitar.

Friend: What present have you bought Joan? It's her birthday, isn't it?

Amanda: It's Emma's. She's Joan's sister. She's twenty-one. She wanted a camera but I didn't have enough money so I've got her a video about football – she plays for the college team now.

Friend: Well, I'm sure it will be a great evening. What time will the party start?

Amanda: Emma has classes until eight. I've asked everyone to come at half past and we'll eat about nine thirty. Don't be late.

Now listen again.

This is the end of Part Three.

Now look at Part Four.

PART 4

You will hear a woman asking for some information about a job.

Listen and complete questions 16 to 20. You will hear the conversation twice.

Man: Jones Department Store, can I help you?

Woman: Yes, please. I saw your job advertisement in the newspaper. Can you tell me about it?

Man: Certainly. We want a shop assistant to work in our women's department selling coats. It's a small department but a busy one.

Woman: And what are the working hours?

Man: Well, the shop opens at nine o'clock but the assistants must start work at twenty to nine. They finish at three thirty.

Woman: Is that every day of the week?

Man: We are closed on Mondays and we don't need any more staff on Saturday or Sunday. The job is four days a week, from Tuesday to Friday.

Woman: And how much do assistants earn an hour?

Man: At the moment it's five pounds twenty-seven. I'm afraid we don't pay you for your lunch break.

Woman: That doesn't matter. I'd like the job.

Man: Then you must send a letter to Mrs Grable – that's G-R-A-B-L-E – before the end of the week.

Woman: Right, I'll do that, thank you.

Now listen again.

This is the end of Part Four.

Now look at Part Five.

PART 5

You will hear some tourist information about a town called Langley.

Listen and complete questions 21 to 25. You will hear the information twice.

Man: Well this is the town of Langley, everybody. You have three hours to walk around here. There's lots to see.

The Town Hall was built in the fifteenth century. Go inside and look at the pictures there. They are by a famous artist from Langley. You have to buy a ticket at the door – it's seventy pence, so it's very cheap.

Opposite the Town Hall is Langley Park. After you have seen the beautiful flower garden, you'll want a cold drink. Walk down to the lake – there's a small café there. You can sit and look at the water.

If you prefer, you can go on a tour of the town. You should meet the guide in Fawcett Street – that's F-A-W-C-E-T-T. It's on your map. The next tour leaves at two o'clock so you've got enough time. We must leave Langley at four fifteen to return to the hotel for our supper at six o'clock. The coach will wait here. Don't be late!

Now listen again.

This is the end of Part Five.

You now have eight minutes to write your answers on the answer sheet.

Note: Teacher, stop the recording here and time eight minutes. Remind students when there is one minute remaining.

This is the end of the test.



WORKSHEET 7: INTERVIEW ME

Student A - Complete the questions with the question words.

What	When	Where	Why	Who	Which
What kind	What time	How much	How many	How often	What

- _____ is your birthday?
- _____ do you do exercise?
- _____ do you live?
- _____ of music do you like?
- _____ brothers and sisters have you got?
- _____ are you going to do tomorrow?
- _____ do you usually go to bed?
- _____ do you live with?
- _____ are you learning English?
- _____ did you do yesterday?
- _____ do you prefer: ice cream or cake?
- _____ coffee do you drink a day?

Now, interview your partner and ask follow-up questions.

Student B - Complete the questions with the question words.

What	When	Where	Why	Who	Which
What kind	What time	How much	How many	How often	What

- _____ did you start learning English?
- _____ do you go to the beach?
- _____ do you want to live in the future?
- _____ of movies do you like?
- _____ pets have you got?
- _____ are you going to do tonight?
- _____ do you usually wake up?
- _____ is your best friend?
- _____ do you like or dislike learning English?
- _____ did you do last night?
- _____ do you prefer: Pepsi or Coke?
- _____ fruit do you eat a day?

Now, interview your partner and ask follow-up questions.

WORKSHEET 8: SPEAKING MOCK

PAPER 3 • Speaking (8–10 minutes)

The Speaking test lasts 8 to 10 minutes. You will take the test with another candidate. There are two examiners, but only one of them will talk to you. The examiner will ask you questions and ask you to talk to the other candidate.

Part 1 (5–6 minutes)

The examiner will ask you and your partner some questions. These questions will be about your daily life, past experience and future plans. For example, you may have to speak about your school, job, hobbies or home town.

Part 2 (3–4 minutes)

You and your partner will speak to each other. You will ask and answer questions. The examiner will give you a booklet with some information in it. The examiner will give your partner a booklet with some words in it. Your partner will use the words in the booklet to ask you questions about the information you have. Then you will change roles.

Speaking • PART 1

TIP

Practise talking about yourself and your likes and dislikes.

In the first part of the test the examiner will ask you questions about yourself.

Below are some examples of the kind of questions the examiner will ask you.

Read the questions and try to answer them.

Remember to say the answers; do not write them down – this is a speaking test.

- 1 What's your name?
- 2 How do you spell your surname (family name)?
- 3 Are you a student?
- 4 What do you do/study?
- 5 Do you like your job? Why (not)?
- 6 Where are you from?

- 7 How long have you lived here?
- 8 Tell me about your house or flat.
- 9 What music do you like?
- 10 Can you play the piano?
- 11 Tell me about your favourite CD.

Try to give more than a one-word answer.

Question 3 can be answered with just a 'yes' or 'no', and you can answer question 4 with just one word, e.g., 'What do you study?' – 'maths.'

Always try to say more than just one word. Put the word into a sentence.

For example:

Question	Answer
Are you a student?	Yes, I study at the city college.
What do you study?	I study maths. It's my favourite subject.

Speaking • PART 2

TIP

Look at your partner when you ask and answer questions.

In the second part of the test you talk to your partner, so remember to look at them when you are talking.

The examiner will first give you and your partner some information about a bird park. Look on pages 130 and 132 for the information (1A) and the prompt questions (1B) for the bird park.

The examiner will tell you what you have to do. Before you start, take a little time to read the information and prompt questions the examiner gives to you. When you have finished reading, you

can look up at your partner and smile, to show that you are ready to start.

Look at the prompt questions 1B on page 132. Try asking five questions about the bird park. Remember to just say them, not write them down.

When you are sure you have five good questions, look at the information 1A on page 130 and try to find the answers to your questions.

If possible, practise this part of the test with another student.

There is a task (1C and 1D) about an elephant ride on pages 134 and 136. Use this for some practice.

When you ask and answer questions together, remember to look at your partner. Smile and be friendly.

Visual materials for Paper 3

1A

Lightwood Bird Park



Look at beautiful birds from Europe, Africa and Asia

Learn how birds fly

February to December

10 a.m. – 5 p.m.

£2 children

£4 adults

Call 859261

1B

Bird park

- what / see?
- open / February?
- what / learn?
- child's ticket? £?
- phone number?



PAPER 3 • Speaking

Part 2 – Extra material

Possible questions:

- 1 What can I see at the bird park?
- 2 Is the bird park open in February?
- 3 What can I learn about at the bird park?
- 4 How much is a child's ticket?
- 5 What is the phone number for the bird park?

Answers:

- 1 Birds from Europe, Africa and Asia.
- 2 Yes. It's open from February to December.
- 3 You can learn how birds fly.
- 4 A child's ticket is two pounds.
- 5 The phone number for the bird park is 859261.

